



SINCE - 1992



TRADITIONAL PLAY



WE
CREATE
MOMENTS
OF HAPPINESS

Founded in 1992, Replay (A brand of Raj Equipment (India) Pvt. Ltd.) is a leading innovation and design driven playground equipments company.

We offer a complete range of Traditional play equipments that cater the needs of a wide spectrum of clients across India. We have built the capability to meet the most stringent production targets in stipulated time frames. Over the years, the company has grown significantly under the leadership of Mr. Ankush H. Rewadia.

The Replay range of offerings includes Slide, Merry-go-round, See-saw, Climber, Swing, Rider, Multi Play System, Fancy Dustbins, Garden Benches and more.



25
YEAR
SILVER JUBILEE



INDEX

Page-05

- Slide with canopy
- Standard slide 10 ft.
- Economic slide 8 ft.
- Junior slide 6 ft.
- Wave slide
- Roller slide
- Roto tube slide

Page-06

- Roto spiral slide
- Mini elephant slide
- Big elephant slide
- 4 seater mgr.
- 6 seater mgr.
- Animal mgr.
- 3 seater ground level mgr.

Page-07

- Single bar see-saw
- 2 seater see-saw
- Double bar see-saw
- 2 seater spring see-saw
- standing see-saw
- Boat shape see-saw

Page-08

- Monkey bar climber
- Banana climber
- Sunrise climber
- 'S' Shape climber
- Snake climber
- A to B climber

Page-09

- Three in one swing
- Single seater swing
- 2 seater swing
- 4 seater swing
- Party swing
- Circular swing

Page-10

- Duck rider
- Bike rider
- Horse rider
- Single seater rider
- Garden Animal

Page-11

- Three in one combo set
- Five in one combo set

Page-12

- Double slide multi play System
- Slide with party swing

Page-13

- All in one multi play system
- Hex multi play system

Page-14

- Delux multi play system
- Nursery jumbo set

Page-15

- Dustbins

Page-16

- Garden benches



Playtime is about much more than having fun. At Replay, we take play seriously. Play has many benefits for kids. It gets them active and moving, which can help instill a love of exercise early and encourage children to embrace the active lifestyle that's crucial for good health as they grow older. For many children, the playground is one of the first place they get to interact independently with their peers.




Play is also a significant way for children to learn about the world around them. Playground equipment can help them to develop gross motor skills, balance and confidence early on. Later, it can help them further build social, cognitive, emotional, physical and fine motor skills. Play spaces can even be used as a tool for emphasizing concepts taught in the classroom. Our activity panels are popular just for this reason!



Slide With Canopy

TPS-01-SL

Dimension - 4.9 x 1.4 x 4 m. (16 x 4.5 x 13 ft.)



Standard Slide 10 Ft.

TPS-02-SL

Dimension - 4.5 x 0.8 x 2.8 m. (15 x 2.6 x 9 ft.)



Economic Slide 8 Ft.

TPS-03-SL


Dimension - 4 x 0.8 x 2.6 m. (13 x 2.6 x 8.5 ft.)



Junior Slide 6 Ft.

TPS-04-SL

Dimension - 3 x 0.8 x 1.9 m. (9.8 x 2.6 x 6.2 ft.)



Wave Slide

TPS-05-SL

Dimension - 4.5 x 0.8 x 2.8 m. (15 x 2.6 x 9 ft.)



Roller Slide

TPS-06-SL

Dimension - 4.5 x 0.8 x 2.8 m. (15 x 2.6 x 9 ft.)



Roto Tube Slide

TPS-07-SL

Dimension - 5 x 1 x 2.3 m. (16 x 3.2 x 7.5 ft.)



Roto Spiral Slide
TPS-08-SL
Dimension - 3.5 x 1.5 x 2.8 m. (11.5 x 5 x 9 ft.)



Mini Elephant Slide
TPS-09-SL
Dimension - 2 x 0.6 x 1.2 m. (7 x 2 x 4 ft.)



Big Elephant Slide
TPS-10-SL
Dimension - 3.3 x 0.6 x 1.5 m. (11 x 2 x 5 ft.)

Traditional Mgr.



4 Seater Mgr.
TPS-01-MGR
Dimension - Dia 1.2 H 0.76 m. (Dia 4 h 2.5 ft.)



6 Seater Mgr.
TPS-02-MGR
Dimension - Dia 1.8 H 0.82 m. (Dia 6 h 2.7 ft.)



Animal Mgr
TPS-03-MGR
Dimension - Dia 1.2 H 0.92 m. (Dia 4 h 3 ft.)



Ground Level Mgr.
TPS-04-MGR
Dimension - Dia 1.2 H 1 m. (Dia 4 h 3.3 ft.)



Single Bar See-Saw

TPS-01-SS


Dimension - 2.5 x 0.76 x 0.72 m. (8 x 2.4 x 2.3 ft.)



2 Seater See-Saw

TPS-02-SS


Dimension - 2.2 x 0.3 x 0.8 m. (7 x 1 x 2.6 ft.)



Double Bar See-Saw

TPS-03-SS

Dimension - 2.4 x 1.5 x 0.8 m. (7.8 x 5 x 2.6 ft.)



2 Seater Spring See-Saw

TPS-04-SS

Dimension - 2.1 x 0.3 x 0.7 m. (7 x 1 x 2.5 ft.)



Standing See-Saw

TPS-05-SS

Dimension - 1.5 x 0.5 x 1.2 m. (5 x 1.6 x 5 ft.)



Boat Shape See-Saw

TPS-06-SS

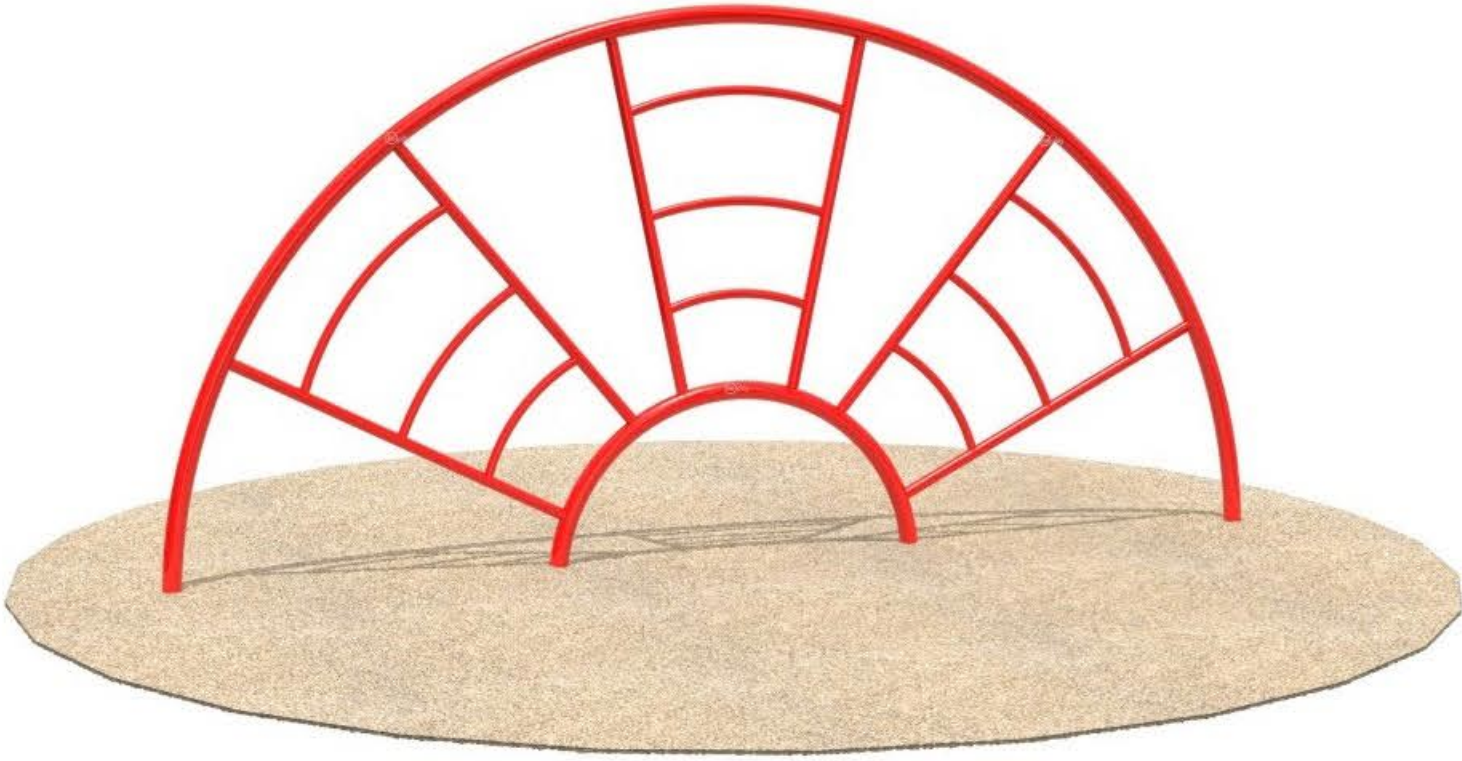
Dimension - 1.3 x 0.7 x 0.7 m. (4.2 x 2.2 x 2.2 ft.)



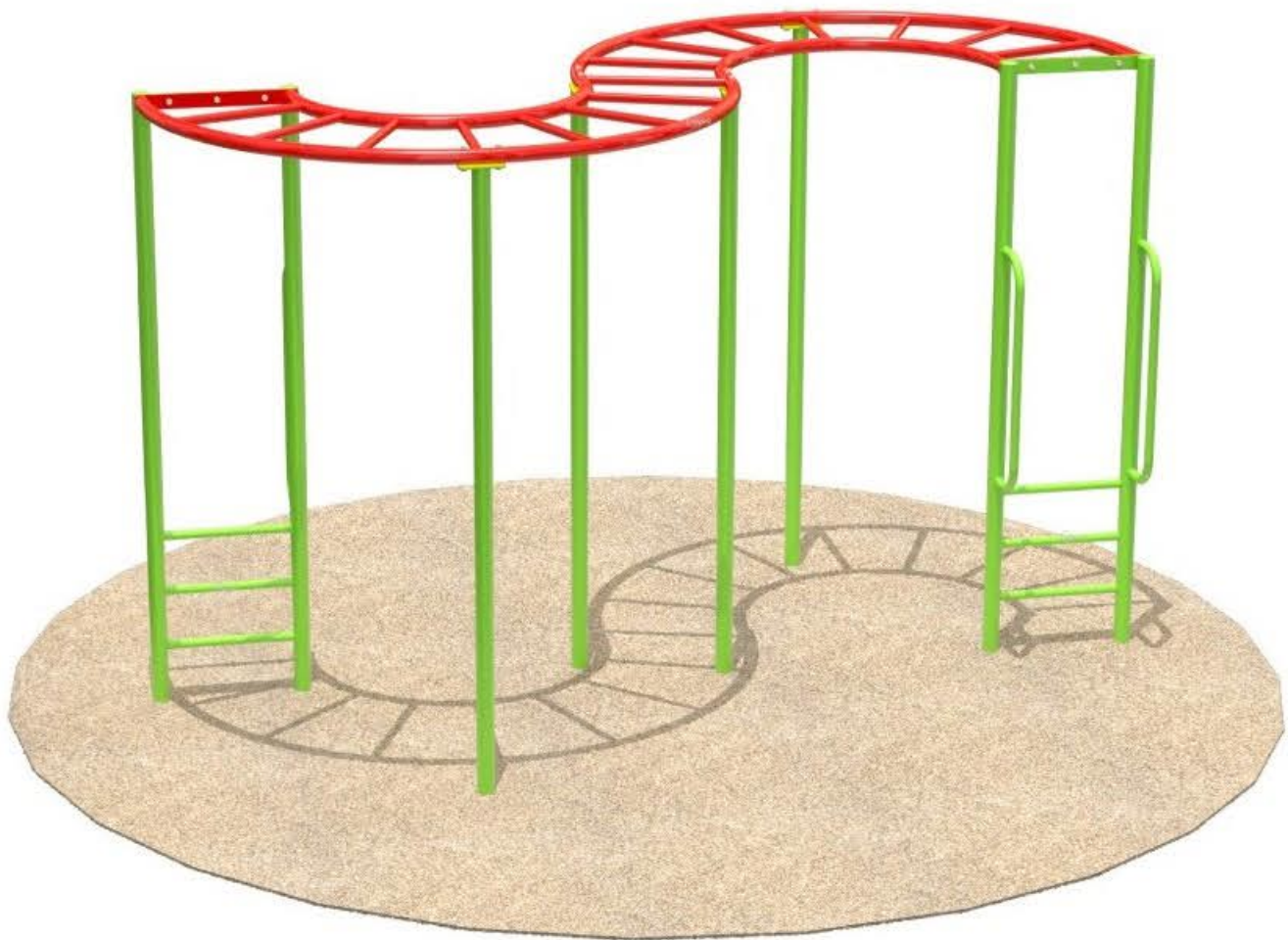
Monkey Bar Climber
TPS-01-CL
Dimension - 3.1 x 0.9 x 2.4 m. (10 x 3 x 8 ft.)



Banana Climber
TPS-02-CL
Dimension - 3.1 x 0.8 x 2.3 m. (10 x 2.6 x 7.5 ft.)



Sunrise Climber
TPS-03-CL
Dimension - 3 x 0.15 x 1.6 m. (10 x 0.6 x 5.2 ft.)



'S' Shape Climber
TPS-04-CL
Dimension - 3.5 x 2 x 2.1 m. (11.4 x 6 x 7 ft.)




Snake Climber
TPS-05-CL
Dimension - 4.3 x 0.9 x 2.2 m. (14 x 3 x 7.4 ft.)



'A' to 'B' Climber
TPS-06-CL
Dimension - 3.8 x 0.5 x 1.8 m. (12.4 x 1.8 x 6 ft.)





Three In One Swing
TPS-01-SW
Dimension - 7 x 1.2 x 2.2 m. (21 x 4 x 7.5 ft.)



Single Seater Swing
TPS-02-SW
Dimension - 3 x 1.5 x 2.7 m. (10 x 5 x 9 ft.)



2 Seater Swing
TPS-03-SW
Dimension - 4.6 x 1.6 x 0.8 m. (15 x 5 x 9 ft.)



Circular Swing
TPS-04-SW
Dimension - 2.6 x 1.3 x 2.1 m. (8.6 x 4.4 x 7 ft.)



Party Swing
TPS-05-SW
Dimension - 3.5 x 1.3 x 2.1 m. (11 x 4.4 x 7 ft.)



4 Seater Swing
TPS-06-SW
Dimension - 8.2 x 1.6 x 2.7 m. (26 x 5.2 x 9 ft.)

Traditional Rider



Duck Rider

TPS-01-SR

Dimension - 0.7 x 0.2 x 0.7 m. (2.2 x 0.6 x 2.2 ft.)



Bike Rider

TPS-02-SR

Dimension - 0.6 x 0.2 x 0.6 m.
(2.1 x 0.6 x 2.1 ft.)



Single Seater Rider

TPS-03-SR

Dimension - 0.7 x 0.4 x 0.6 m.
(2.2 x 1.3 x 2.1 ft.)



Horse Rider

TPS-04-SR

Dimension - 0.8 x 0.2 x 0.7 m.
(2.6 x 0.6 x 2.2 ft.)

Garden Animal



Rabbit

TPS-01-GA

Dimension -(2.4 x 1 x 1 ft.)



Puppy

TPS-02-GA

Dimension -(2.3 x 1.2 x 1 ft.)



Elephant

TPS-03-GA


Dimension -(2.8 x 1.8 x 1.8 ft.)



Tiger

TPS-04-GA

Dimension -(3.2 x 1.8 x 2.4 ft.)



Deer

TPS-05-GA

Dimension -(2.8 x 1.5 x 3 ft.)



Giraffe

TPS-06-GA

Dimension -(3.5 x 2.3 x 5 ft.)



Three In One Combo Set

TPS-01-MP

Dimension - 4.1 x 3.9 x 2.7 m. (13.5 x 12.7 x 8.9 ft.)



Five In One Combo Set

TPS-02-MP

Dimension - 5.5 x 5.8 x 2.4 m. (18 x 19.2 x 8 ft.)



Double Slide Multi Play System
TPS-03-MP
Dimension - 4 x 3.2 x 3 m. (13.3 x 10.5 x 9.8 ft.)



Slide With Party Swing
TPS-04-MP
Dimension - 3.2 x 4.8 x 4 m. (10.5 x 15.8 x 13 ft.)



All In One Multi Play System
TPS-05-MP
Dimension - 6.1 x 4.9 x 3.2 m. (20 x 16.3 x 10.5 ft.)



Hex Multi Play System
TPS-06-MP
Dimension - 6 x 6 x 3.3 m. (19.7 x 19.7 x 11 ft.)



Delux Multi Play System
TPS-07-MP
Dimension - 3.7 x 6.4 x 4 m. (12 x 21 x 13 ft.)



Nursery Jumbo Set
TPS-08-MP
Dimension - 6.5 x 5.3 x 4.1 m. (21.5 x 17.4 x 13.6 ft.)



Kitty Dustbin
TPS-01-DB
20 LTR.



Dog Dustbin
TPS-02-DB
20 LTR.



Elephant Dustbin
TPS-03-DB
20 LTR.



Fish Dustbin
TPS-04-DB
20 LTR.



Mini Rabbit Dustbin
TPS-05-DB
20 LTR.



Pussy Cat Dustbin
TPS-06-DB
30 LTR.



Pippo Dustbin
TPS-07-DB
30 LTR.



Junior Droopy Dustbin
TPS-08-DB
30 LTR.



Mushroom Dustbin
TPS-09-DB
30 LTR.



Teddy Dustbin
TPS-10-DB
30 LTR.



Mini Teddy Dustbin
TPS-11-DB
40 LTR.



Hello Kitty Dustbin
TPS-12-DB
40 LTR.



Mini Penguin Dustbin
TPS-13-DB
40 LTR.



Stem Dustbin
TPS-14-DB
40 LTR.



Hanging Dustbin
TPS-15-DB
40 LTR.



Bear Dustbin
TPS-16-DB
50 LTR.



Dolphin Dustbin
TPS-17-DB
50 LTR.



Frog Dustbin
TPS-18-DB
50 LTR.



Donald Dustbin
TPS-19-DB
50 LTR.



Rabbit Dustbin
TPS-20-DB
50 LTR.



Wet & Dry Dustbin
TPS-21-DB
70 LTR. Each



Penguin Dustbin
TPS-22-DB
50 LTR.



Monkey Dustbin
TPS-23-DB
50 LTR.



Open Mouth Penguin Dustbin
TPS-24-DB
50 LTR.

Traditional Bench



FRP Strip Cast Iron Bench
TPS-01-BN

Dimension - 1.4 x 0.7 x 0.8 m. (4.6 x 2.3 x 2.6 ft.)



MS Strip Cast Iron Bench
TPS-02-BN

Dimension - 1.4 x 0.7 x 0.8 m. (4.6 x 2.3 x 2.6 ft.)



FRP Strip Cast Iron Bench Without Backrest
TPS-03-BN

Dimension - 1.4 x 0.6 x 0.8 m. (4.6 x 2 x 2.6 ft.)



MS Strip Cast Iron Bench Without Backrest
TPS-04-BN

Dimension - 1.4 x 0.6 x 0.8 m. (4.6 x 2 x 2.6 ft.)



Standard Bench
TPS-05-BN

Dimension - 1.4 x 0.7 x 0.8 m. (4.6 x 2.3 x 2.6 ft.)



FRP Bench
TPS-06-BN

Dimension - 1.4 x 0.7 x 0.8 m. (4.6 x 2.3 x 2.6 ft.)

Replay product range



Replay
outdoor play
equipments



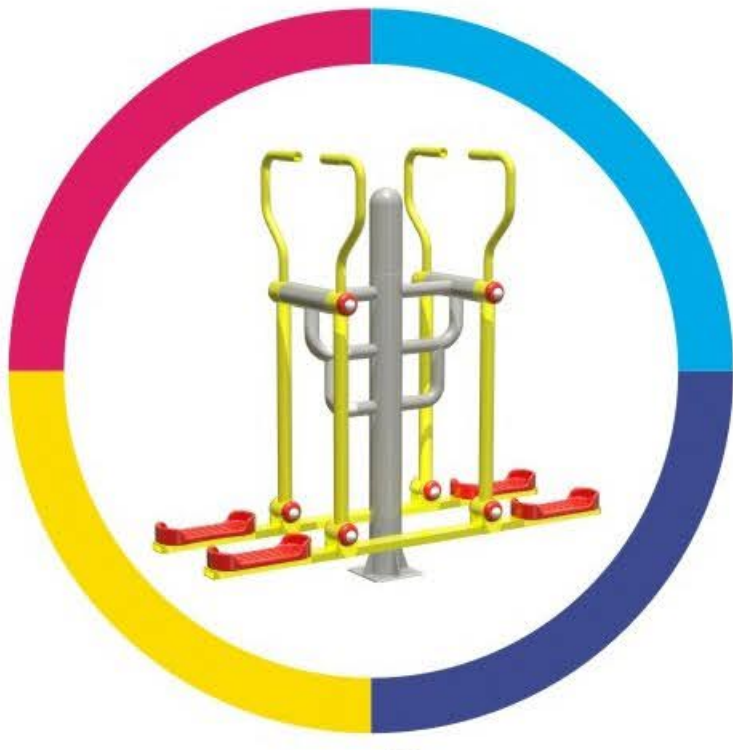
Replay
indoor play
equipments



Replay
teenage play
equipments



Replay
specially abled children
play equipments



Replay
open air gym



Replay
garden decor & family
swing



Replay
fancy dustbins



Replay
playground canopies &
railing



Replay
water boats



Replay
cabins & urinals



Replay
school furnitures



Replay
surface flooring

Safety

Playground safety is extremely important for everyone. Children's safety is our first priority and our playground equipment are independently tested to the appropriate international safety standards.

We only use the best materials and provide the right features for the safety of young ones. The various certifications we have earned are testimony to our uncompromising focus on quality.

We manufacture all products as per ISO, ISI parameters and we also follow safety standards, i.e. European EN 1176 standard & the American ASTM F1487 standard.

Installation

Our equipment is made from heavy steel pipes and is subject to heavy forces and torques when in use. Extra care must be taken to ensure that the equipment is securely installed so that it can be safely enjoyed for years to come.

In order to ensure correct installation elevation, our preferred method of installation is surface mount, with posts/bolts bolted to concrete. In-ground installation option is available upon request.

We recommend hiring a professional installation person to ensure that the equipment is installed correctly and according to our specifications. Full installation instructions and equipment specifications will be provided on request.

Warranty

In light of the quality of our products and the manufacturing process, we are proud to offer '1' year limited warranty—one of the best warranties in our industry. For detailed information on our warranty please see our warranty certificate.

Testimonials



Certifications



Our Clients

| | | | | | |
|---|---|---|---|---|---|
|  |  |  |  |  |  |
|  |  |  |  |  | |
|  |  |  |  |  | |
|  |  |  |  |  |  |



Raj Equipment (India) Pvt. Ltd.®

Head Office:
Plot No. 8, Kachimate Layout, Near Postal Colony,
Opp. N.B.S.S. & LUP, Amravati Road.
Nagpur - 440033, Maharashtra, India.
Factory Address:
MIDC Hingna, P-23/2, Nagpur - 440023,
Maharashtra, India.

Mumbai | Delhi | Kolkata | Chennai | Bangalore | Hyderabad | Pune | Ahmedabad

Business Enquiries: +91 9580583232
Email: sales@replayindia.com

Customer care: +91-712 2500786,
2500157
Email: info@replayindia.com
Web: www.replayindia.com